

MODEL: 216632-1-WH  
216632-8-WH

SINKS AS SINKTOP

Ceramic self-rimming vessel with overflow (non-standard)

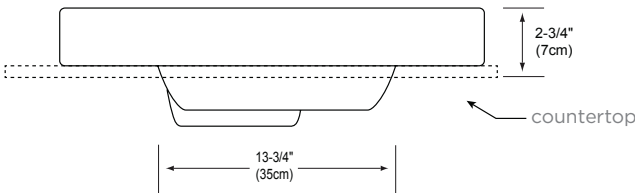
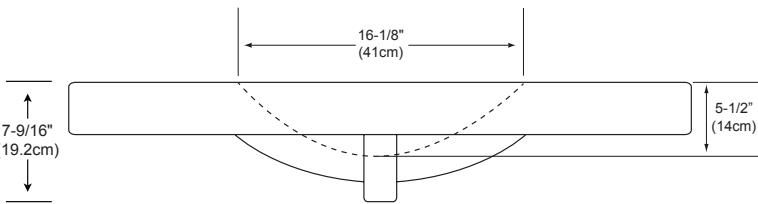
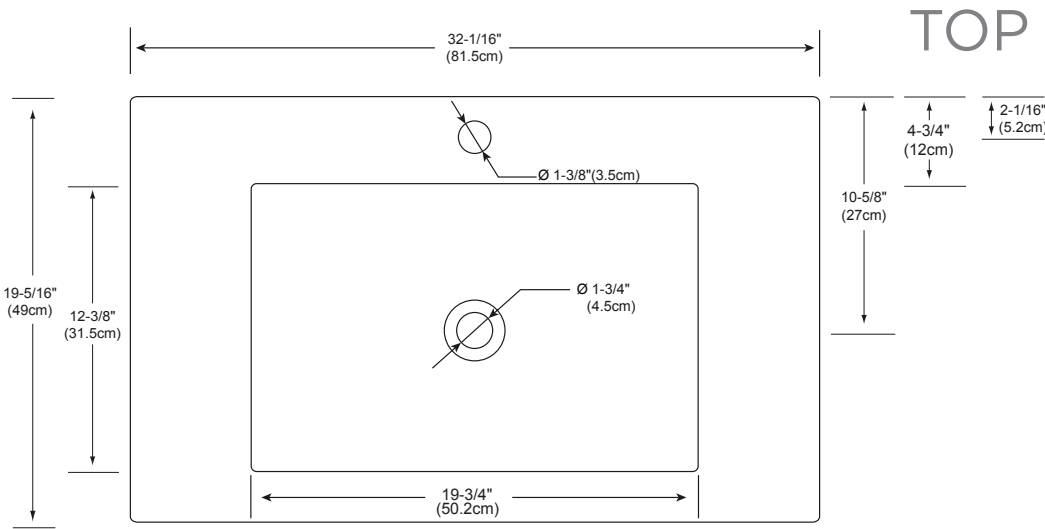
Codes/Standards Applicable

Specified model meets or exceeds the following:

- ASME A112.19.2
- IAPMO/cUPC®
- CSA B45
- CMR 248

Available Colors:  
WHITE WH

Faucet:  
SINGLE FAUCET HOLE  
8" WIDESPREAD



By IAPMO, ceramic lavatory warpage is defective only if warpage of flat slab out of horizontal plane exceeds 6.3 mm/m (0.25 in/ft) on all sizes OR warpage on back of lavatories that are attached to the wall exceeds 3 mm (0.13 in).